

Low Profile WiFi Antenna N-Female Connector

LPTNG2400/71DMN: 2400-2500 and 4900-7125MHz



Features & Applications:

- ISM band radios
- DSRC
- WLAN, WIFI 6E / 7
- Indoor and outdoor use IP67 rated
- IoT, M2M, industrial metering, base stations

Electrical specifications @ 25° C – Operating Temperatures – 40°C to +80°C

Frequency Bands – 2400-2500MHz

Antenna type ²	Nominal Impedance	Polarization	Radiation pattern	Power withstanding	DC Ground
Monopole	50Ω	Linear	Omni	3W	No

Port	Frequency (MHz)	2400-2500	4900-7125
Port 1	VSWR	< 2	< 2.5
	Return Loss(dB)	< -10	< -7.5
	Avg. Peak Gain (dBi)	2.3	4.1
	Avg. Efficiency (%)	82	82

Mechanical Specifications

Orderable PN: LPTNG2400/71DMN

Dimension with connector (Diameter x Total Height)	Color	Connector Type	Fixing System	Ingress Protection
Φ45.5X62.84mm	Black	N-Female	Direct Mount	IP67
Height installed	Weight	Operating temp	Storage temp	Mounting hole dia
34.5mm	113 grams	-40°C to 85°C	-40°C to 85°C	Φ15.9 mm (0.625")

Family Products – LPT WiFi

LPT WiFi 6E17 Products-2400-2500/4900-7125MHZ

Orderable P/N	No. of Total Ports	Siso/MiMo	Cable length	Connector	Ground Independent	Note
LPT2400/71DMN	1	Siso	No	N-Female	No	
LPTNG2400/71DMN	1	Siso	No	N-Female	Yes	
LPTNG24-71DMG0457	1	Siso	457mm(1.5Ft)	SMA-Male	Yes	
LPTNG2471M2DMG0457	2	2xMiMo	457mm(1.5Ft)	SMA-Male	Yes	

Notes:

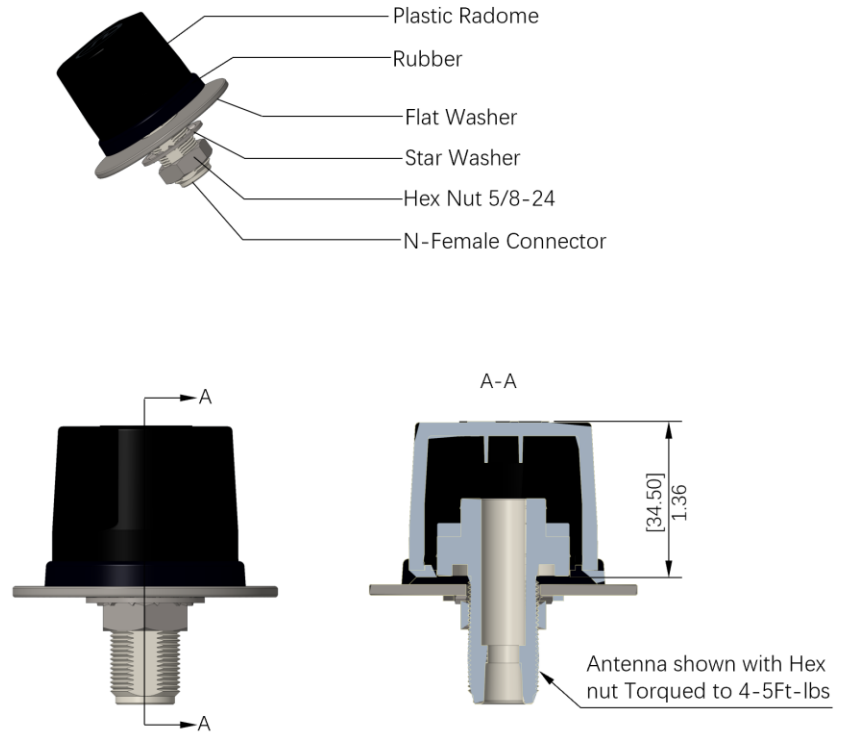
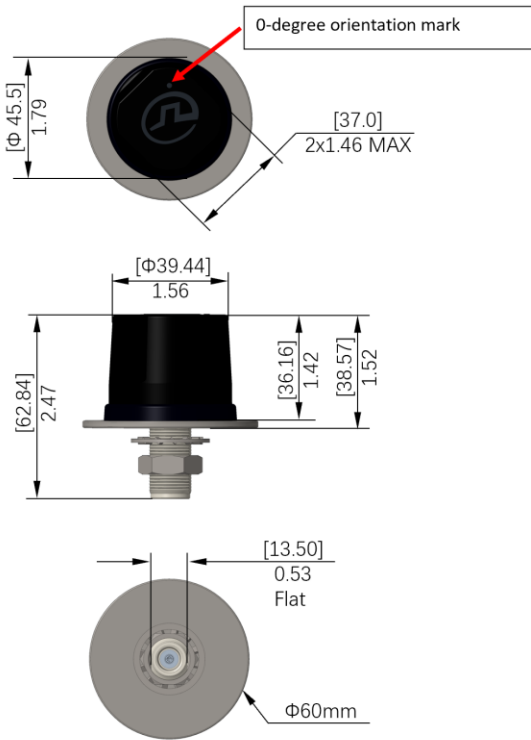
1. Measured on 60mm round ground plane,60mm washer is included on product package.
2. LPTNG2400/71DMN comes in black, for white add the suffix W and PN becomes LPTNG2400/71DMNW.

Low Profile WiFi Antenna N-Female Connector

LPTNG2400/71DMN: 2400-2500 and 4900-7125MHz

Mechanical Drawing

LPTNG2400/71DMN




Low Profile WiFi Antenna N-Female Connector

LPTNG2400/71DMN: 2400-2500 and 4900-7125MHz

Testing Setup

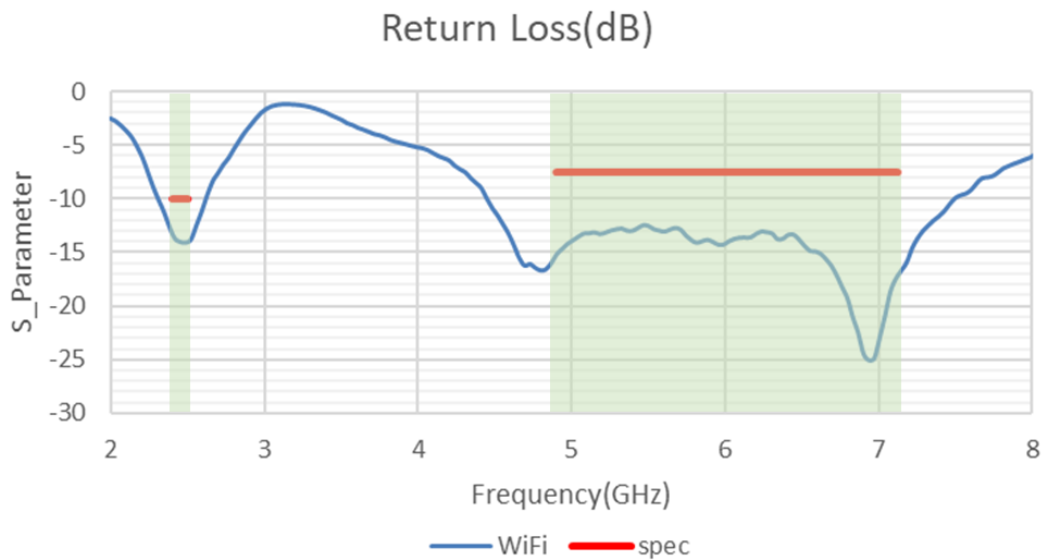
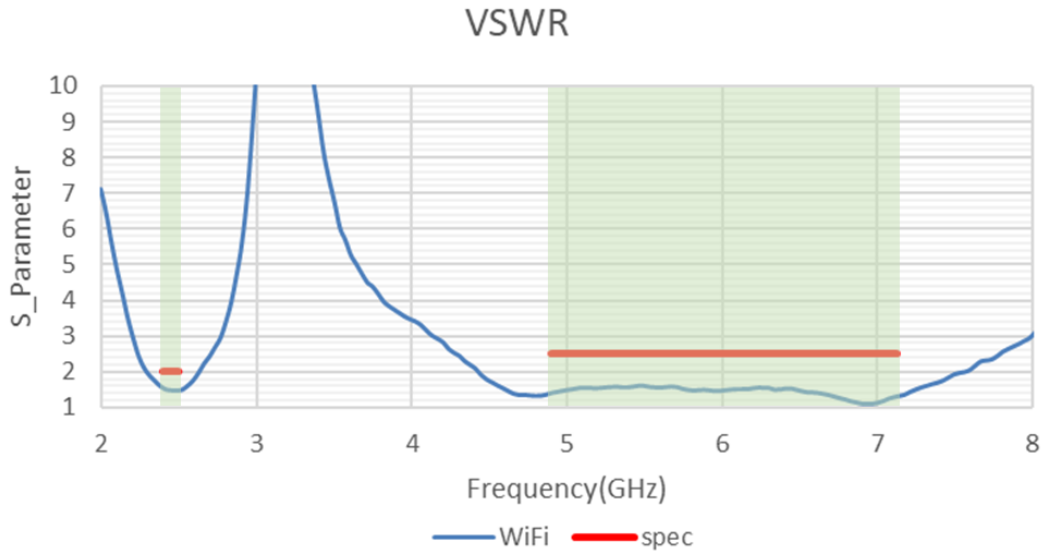
LPTNG2400/71DMN



Tested on diameter 60mm Ground plane

Charts- VSWR and Return Loss

LPTNG2400/71DMN

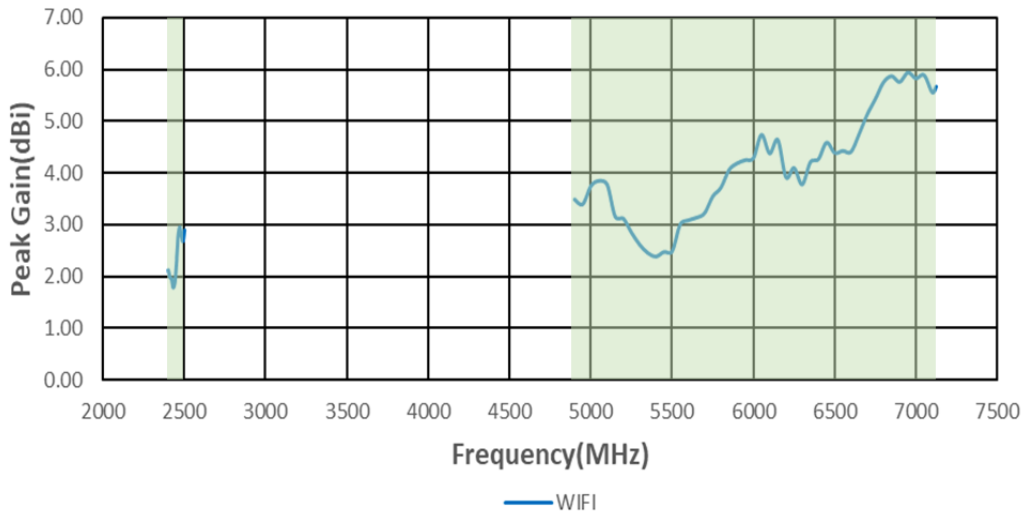
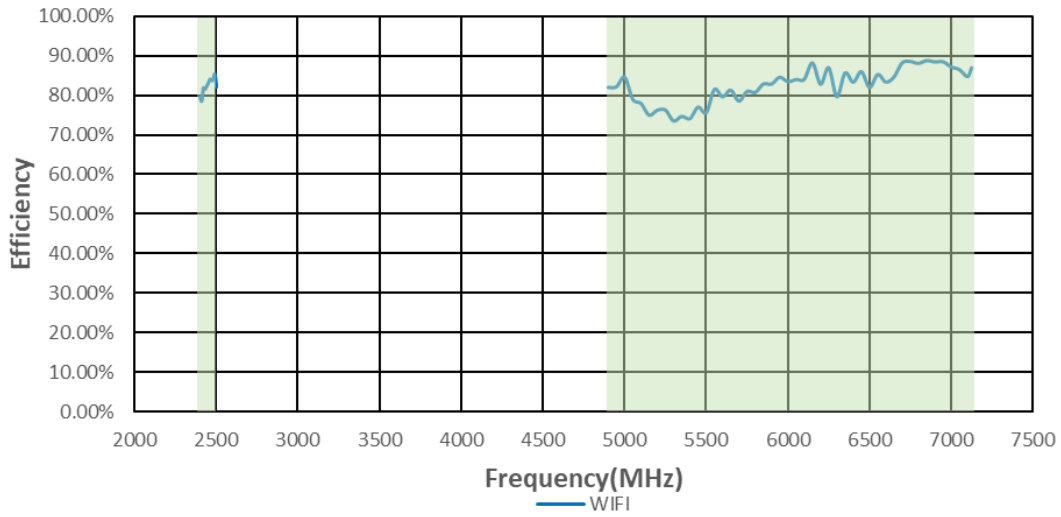


Low Profile WiFi Antenna N-Female Connector

LPTNG2400/71DMN: 2400-2500 and 4900-7125MHz

Charts- Efficiency and Peak Gain

LPTNG2400/71DMN

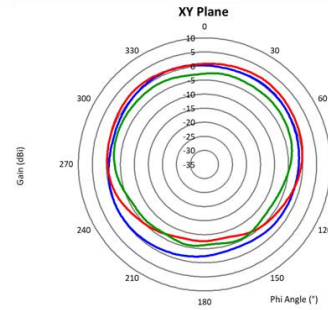
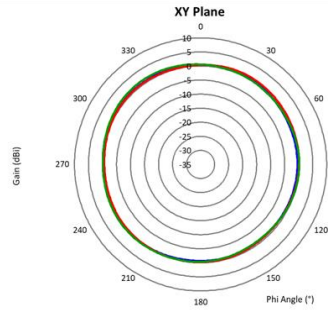
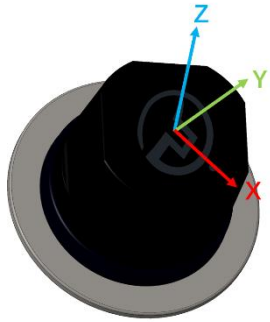


Low Profile WiFi Antenna N-Female Connector

LPTNG2400/71DMN: 2400-2500 and 4900-7125MHz

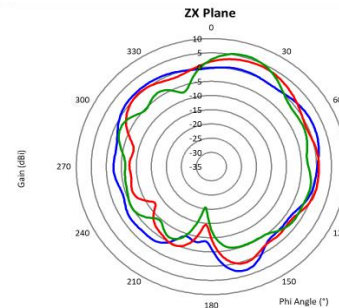
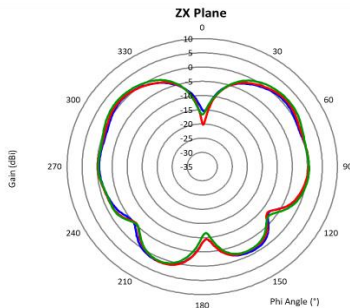
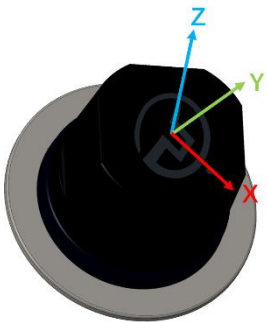
Charts- XY Gain Plots

LPTNG2400/71DMN



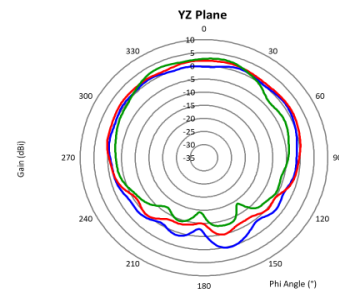
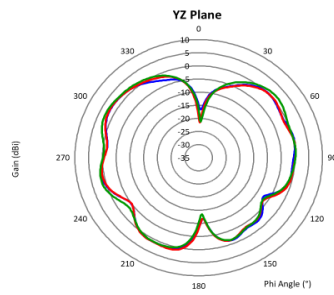
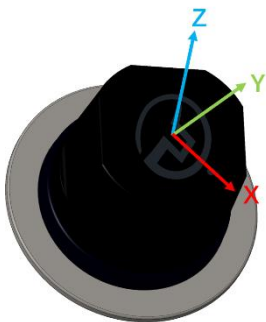
Charts – ZX Gain Plots

LPT2400/71DMN



Charts – ZY Gain Plots

LPTNG2400/71DMN



Low Profile WiFi Antenna N-Female Connector

LPTNG2400/71DMN: 2400-2500 and 4900-7125MHz



Packaging

LPTNG2400/71DMN

1. Antennas packed in a plastic bag.
2. Label on each plastic bag with part number, description, date code.
Out box: 460X235X140mm, 21Pcs/Box;

For More Information:

Americas - antennas.us@pulseelectronics.com | Europe – antennas.eu@pulseelectronics.com | Asia – antennas.as@pulseelectronics.com | Questions? +1-800-ANTENNA
Performance warranty of products offered on this data sheet is limited to the parameters specified. Data is subject to change without notice. Other brand and product names mentioned herein may be trademarks or registered trademarks of their respective owners. © Copyright , 2020. Pulse Electronics, Inc. All rights reserved.
Company address: Pulse Electronics, a YAGEO Company, 15255 Innovation Drive, Suite #100, San Diego, CA 92128

'YAGEO Corporation and its affiliates do not recommend the use of commercial, automotive, and/or COTS grade products for high reliability applications or manned space flight.'