


THT Single Port 1Gigabit DIP Magnetic Modules

HB5601NL, HB5602NL, HB5604NL and HXB5603NL



- Ⓟ THT single port DIP packages in 18 or 24 pin options for PCB Space saving compared to SMD
- Ⓟ Meets or exceeds IEEE 802.3ab standard
- Ⓟ Industrial Temperature range, <7KV surge
- Ⓟ Compatible with all leading PHYs
- Ⓟ Fully RoHS compliant
- Ⓟ THT Parts Hand or Wave Solder 260°C/5secs (max)

Electrical Specification @ 25°C (OCL@DC8mA for 100/1000bps)

Part Number	Media side Inductance (@100KHz/0.1Ve) uH min	Insertion Loss (dB max)	Return Loss (dB min)		PoE (Current Per Pair mA)	Operating Temperature (°C)	Isolation (Pri:Sec)	Note	
			1-100 MHz	1-40MHz					40< f ≤ 100 MHz
HB5601NL	350	-1.0	-16	-(10-20 log ₁₀ (f/80))		-	0° to 70°	1500Vrms	-
HB5602NL	350	-1.1	-16	-(10-20 log ₁₀ (f/80))		-	0° to 70°	4000Vrms	Surge DM2.5KV/CM 6KV
HB5604NL	350	-1.1	-16	-(10-20 log ₁₀ (f/80))		-	0° to 70°	1500Vrms	-

Electrical Specification @ 25°C

Part Number	Media side Inductance (@100KHz/0.1Ve) uH min	Insertion Loss (dB max)	Return Loss (dB min)		PoE (Current Per Pair mA)	Operating Temperature (°C)	Isolation (Pri:Sec)	Note	
			1-100 MHz	1-40MHz					40< f ≤ 100 MHz
HXB5603NL	350	-1.1	-16	-(10-20 log ₁₀ (f/80))		-	-40° to 85°	1500Vrms	Surge DM 7KV

Process and Materials

Notes:

1. Storage Temperature:
HBxxxxNL = -20 to +125°C
HXBxxxxNL = -50 to +125°C
2. Compliance to JEDEC-J-STD 020:
i. Moisture Sensitive Level 1
3. All parts are packaged in tubes - see page 3 for details
4. Header: Black Thermoset Plastic - Material flammability rating UL 94V-0
5. Lead Frame: Copper-clad Steel
6. Underplate / Overplate: Tin electro-deposited over Nickel
7. Finish: Matte finish Tin solder

THT Single Port 1Gigabit DIP Magnetic Modules

HB5601NL, HB5602NL, HB5604NL and HXB5603NL

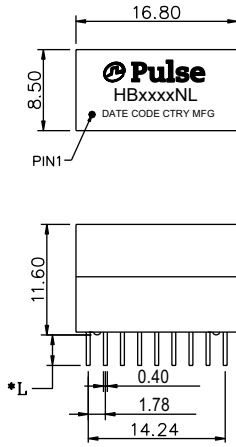


Pulse

a YAGEO company

Mechanicals

HB5604NL, HXB5603NL

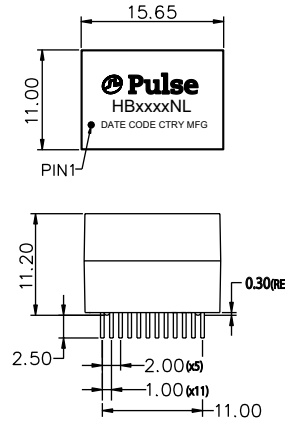


Dimensions: mm

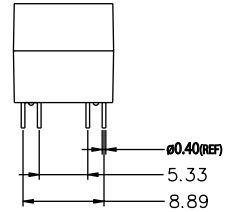
Unless otherwise specified the following tolerances apply:
 xx.xx = ± 0.25
 x.xx = ± 0.25
 0.xx = ± 0.13

NOTE:
 *L=2.50 FOR HXB5603NL
 *L=3.20 FOR HB5604NL

HB5601NL, HB5602NL

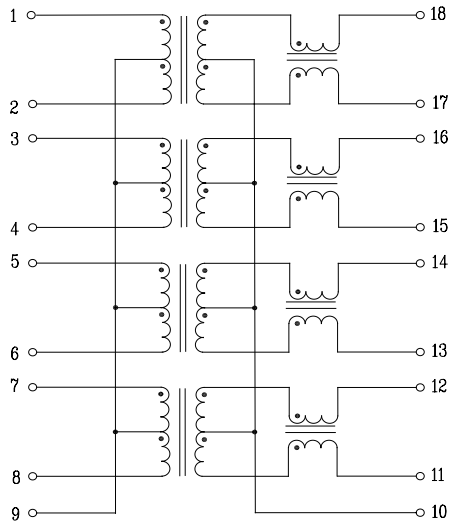


*See PCB layout on page 2 for actual pin positions

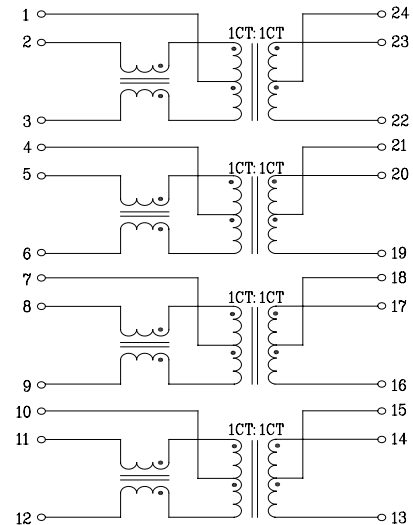


Schematics

HB5604NL, HXB5603NL

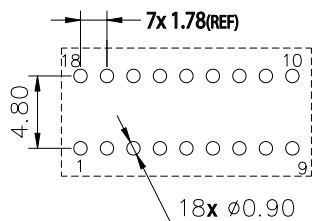


HB5601NL, HB5602NL



PCB Layout mounting Hole (Top View)

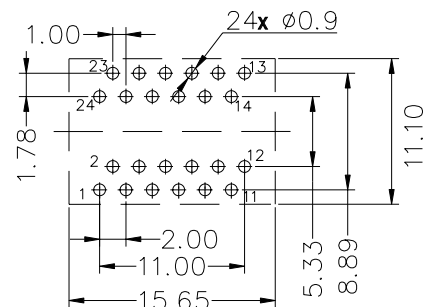
HB5604NL, HXB5603NL



Dimensions: mm

Unless otherwise specified, all tolerances are ± 0.08

HB5601NL, HB5602NL

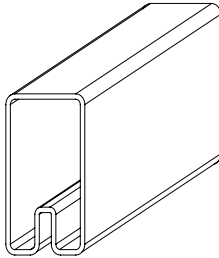


THT Single Port 1Gigabit DIP Magnetic Modules

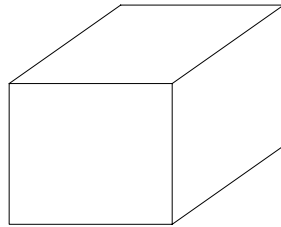
HB5601NL, HB5602NL, HB5604NL and HXB5603NL

Carton Package

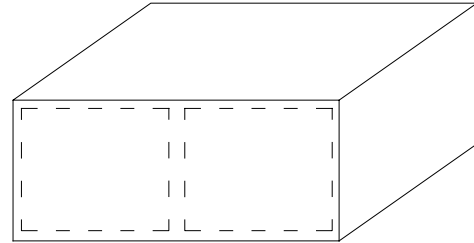
HB5604NL, HXB5603NL



TUBE



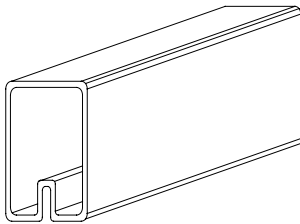
INNER BOX: 567x135x125



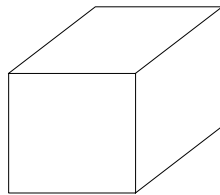
OUTER CARTON: 598x287x150

1. 1 TUBE=31PCS
2. 1 INNER BOX=70 TUBES=2170PCS
3. 1 OUTER CARTON=2 INNER BOXES=4340PCS

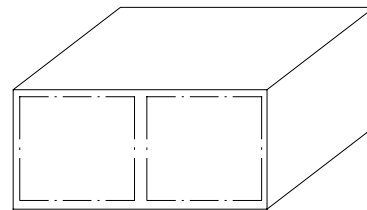
HB5601NL, HB5602NL



TUBE



INNER BOX: 567x135x125



OUTER CARTON: 598x287x150

1. TUBE=32PCS
2. INNER BOX=54 TUBES=1728PCS
3. OUTER CARTON=2 INNER BOXES=3456PCS

For More Information:

Americas - prodinfo_network_americas@yageo.com | Europe - prodinfo_network_emea@yageo.com | Asia - prodinfo_network_asia@yageo.com

Performance warranty of products offered on this data sheet is limited to the parameters specified. Data is subject to change without notice. Other brand and product names mentioned herein may be trademarks or registered trademarks of their respective owners. © Copyright, 2024. Pulse Electronics, Inc. All rights reserved.

YAGEO Corporation and its affiliates do not recommend the use of commercial or automotive grade products for high reliability applications or manned space flight.