

## Overview

KEMET's PEG227 is an Ultra-High CV electrolytic capacitor with an outstanding electrical performance and high energy storage capability. The device has a polarized all-welded design, tinned copper wire leads, and a negative pole connected to the case. The PEG227 winding is housed in a cylindrical aluminum can with a high purity aluminum lid and high quality rubber gasket. Low ESR is the result of a low resistive electrolyte/paper system and an all-welded design. Thanks to its mechanical robustness, the PEG227 is suitable for use in mobile and aircraft installations, with operation up to +150°C. KEMET's automotive grade capacitors meet the demanding Automotive Electronics Council's AEC-Q200 qualification requirements.

## Applications

The KEMET PEG227 is a new generation of Ultra-High CV axial electrolytic capacitors. It is designed for automotive applications with extremely high demands.

## Benefits

- AEC-Q200 automotive qualified
- Up to 2,000 hours at +150°C derated voltage
- Up to 8,000 hours at +125°C
- Ultra-High CV
- Extremely high ripple current
- Up to 27 ARMS ripple current, continuous load
- ESR stability over lifetime
- High vibration resistance
- Polarized all-welded design
- Outstanding electrical performance



## Part Number System

| PEG227                      | H   | KL                  | 432   | 0            | M                         | E4        |
|-----------------------------|---|---------------------|---|--------------|---------------------------|-----------|
| Series                      | Rated Voltage (VDC)                             | Size Code           | Capacitance Code (µF)   | Version      | Capacitance Tolerance     | Packaging |
| Axial Aluminum Electrolytic | H = 25<br>K = 40<br>M = 63<br>N = 80<br>P = 100 | See Dimension Table | The last two digits represent significant figures. The first digit indicates the total number digits. | 0 = Standard | Q = -10 + 30%<br>M = ±20% | E4 = Tray |

## Performance Characteristics

| Item                          | Performance Characteristics  |                               |   |
|-------------------------------|--|-------------------------------|---|
| Capacitance Range             | 300 – 10,500 µF  |                               |   |
| Rated Voltage                 | 25 – 100 VDC   |                               |   |
| Operating Temperature         | –40 to +125°C (–40 to +150°C at derated voltage)   |                               |   |
| Capacitance Tolerance         | –10/+30%, (±20% select values) at 100 Hz/+20°C   |                               |   |
| Operational Lifetime          | D (mm)   | Rated voltage, +125°C (hours) | Derated voltage, +150°C (hours)   |
|                               | 16   | 6,300                         | 1,500   |
|                               | 18 and 20  | 8,400                         | 2,000   |
| Shelf Life                    | 5,000 hours at +105°C or 10 years at +40°C 0 VDC   |                               |   |
| Leakage Current               | I = 0.003 CV + 4.0 (µA)  |                               |   |
|                               | C = rated capacitance (µF), V = rated voltage (VDC). Voltage applied for 5 minutes at +20°C.   |                               |   |
| Vibration Test Specifications | Procedure  |                               | Requirements  |
|                               | 1.5 mm displacement amplitude or 20 g maximum acceleration. Vibration applied for three 22-hour sessions at 10 – 2,000 Hz (capacitor clamped by body). |                               | No leakage of electrolyte or other visible damage. Deviations in capacitance from initial measurements must not exceed:<br>Δ C/C < 5% |
| Standards                     | IEC 60384–4 long life grade 40/125/56, AEC–Q200  |                               |   |

## Compensation Factor of Ripple Current (RC) vs. Frequency

|             |        |        |       |       |         |
|-------------|--------|--------|-------|-------|---------|
| Frequency   | 100 Hz | 300 Hz | 1 kHz | 5 kHz | 100 kHz |
| Coefficient | 0.35   | 0.57   | 0.80  | 1.00  | 1.04    |

## Test Method & Performance

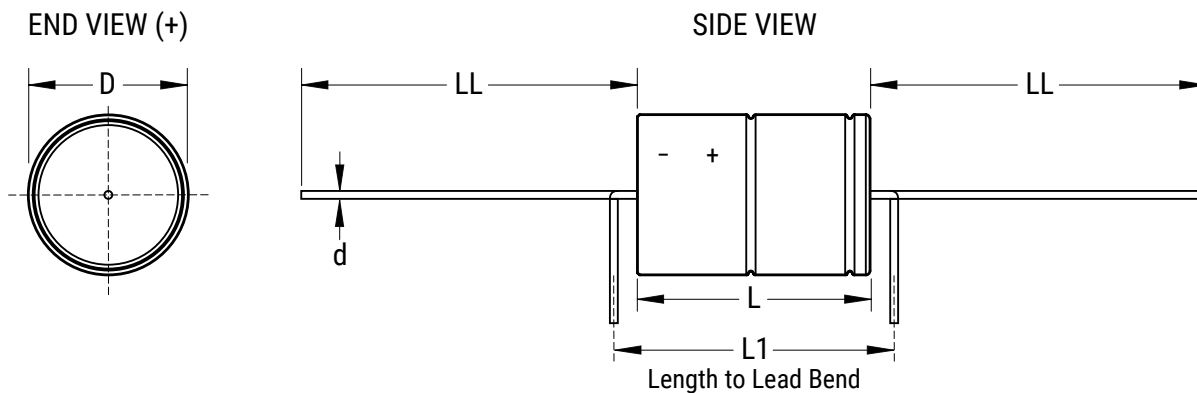
| Endurance Life Test          |  |
|------------------------------|--|
| Conditions                   | Performance  |
| Temperature                  | +150°C   |
| Test Duration                | 1,500 hours (D = 16 mm)  |
|                              | 2,000 hours (D = 18 and 20 mm)   |
| Ripple Current               | Maximum ripple current specified in table  |
| Voltage                      | The sum of DC voltage and the peak AC voltage must not exceed the rated voltage of the capacitor |
| <b>Performance</b>           | <b>The following specifications will be satisfied when the capacitor is tested at +20°C:</b>     |
| Capacitance Change           | Within 15% of the initial value  |
| Equivalent Series Resistance | ≤ 2x initial value (typically ≤ 1.3x at 90% of the lifetime)                                     |
| Leakage Current              | Does not exceed leakage current limit  |

## Ordering Options Table

| Packaging Kind            | Lead Length (mm) | Lead and Packaging Code |
|---------------------------|------------------|-------------------------|
| Standard Packaging Option |                  |                         |
| Bulk (box)                | 40 ±2            | E1 - Obsolete           |
| Tray                      | 40 ±2            | E4                      |

| Size Code | Tray Quantity | Size Code | Tray Quantity |
|-----------|---------------|-----------|---------------|
| KL        | 100           | LQ        | 100           |
| KP        | 75            | ML        | 125           |
| LL        | 135           | MP        | 100           |
| LP        | 110           |           |               |

## Dimensions – Millimeters



| Size Code | Dimensions in mm |      |         |       |          | Approximate Weight Grams |
|-----------|------------------|------|---------|-------|----------|--------------------------|
|           | D                | L    | L1      | d     | LL       |                          |
|           | ±0.5             | ±1   | Minimum | ±0.03 | b ±2 Box |                          |
| KL        | 16.2             | 26.7 | 33      | 1.0   | 40       | 8                        |
| KP        | 16.2             | 34.7 | 41      | 1.0   | 40       | 11                       |
| LL        | 18.2             | 26.7 | 33      | 1.0   | 40       | 11                       |
| LP        | 18.2             | 34.7 | 41      | 1.0   | 40       | 14                       |
| LQ        | 18.2             | 38.7 | 45      | 1.0   | 40       | 16                       |
| ML        | 20.2             | 26.7 | 33      | 1.0   | 40       | 13                       |
| MP        | 20.2             | 34.7 | 41      | 1.0   | 40       | 20                       |
| MS        | 20.2             | 42.7 | 49      | 1.0   | 40       | 24                       |

Note: L1 is KEMET's recommendation for minimum distance between symmetrical lead bend. Available only for customer specific part numbers. Lead bend dimensions must be specified and confirmed per article.

## Shelf Life

The capacitance, ESR, and impedance of a capacitor will not change significantly after extended storage periods; however, the leakage current will very slowly increase. KEMET products are particularly stable and allow a shelf life in excess of ten years at 40°C. See sectional specification under each product series for specific data.

## Failure Rate

Estimated field failure rate:  $\leq 0.15$  ppm (failures per year/produced number of capacitors per year).  
The expected failure rate for this capacitor range is based on field experience for capacitors with structural similarity.

## Environmental Compliance



All Part Numbers in this datasheet are Reach and RoHS compliant and Halogen-Free.

As an environmentally conscious company, KEMET is working continuously with improvements concerning the environmental effects of both our capacitors and their production.

In Europe (RoHS Directive) and in some other geographical areas such as China, legislation has been put in place to prevent the use of some hazardous materials, such as lead (Pb), in electronic equipment. All products in this catalog are produced to help our customers' obligations to guarantee their products and fulfill these legislative requirements. The only material of concern in our products has been lead (Pb), which has been removed from all designs to fulfill the requirement of containing less than 0.1% of lead in any homogeneous material. KEMET will closely follow any changes in legislation worldwide and make any necessary changes in its products, whenever needed.

Some customer segments such as medical, military and automotive electronics may still require the use of lead in electrode coatings. To clarify the situation and distinguish products from each other, a special symbol is used on the packaging labels for RoHS compatible capacitors.

Due to customer requirements, there may appear additional markings such as lead-free (LF), or lead-free wires (LFW) on the label.

**Table 1 – Ratings & Part Number Reference**

| Rated Voltage | De-Rated Voltage 150°C | Rated Cap         | Size Code  | Case Size | Ripple Current                 |                                |                                |                                |                                | ESR              |                   |                          | Part Number      |
|---------------|------------------------|-------------------|------------|-----------|--------------------------------|--------------------------------|--------------------------------|--------------------------------|--------------------------------|------------------|-------------------|--------------------------|------------------|
|               |                        |                   |            |           | Maximum                        |                                |                                | Rated                          | Maximum (Reduced Voltage)      | Maximum          |                   |                          |                  |
|               |                        |                   |            |           | ≥ 5 kHz 125°C (A) <sup>1</sup> | ≥ 5 kHz 140°C (A) <sup>2</sup> | ≥ 5 kHz 150°C (A) <sup>2</sup> | ≥ 5 kHz 125°C (A) <sup>3</sup> | ≥ 5 kHz 125°C (A) <sup>4</sup> | 100 Hz 20°C (mΩ) | 100 kHz 20°C (mΩ) | 5–100 kHz 125–150°C (mΩ) |                  |
| (VDC)         | (VDC)                  | 100 Hz 20°C (μF)  | D x L (mm) |           |                                |                                |                                |                                |                                |                  |                   |                          |                  |
| 25            | 18                     | 3,200             | KL         | 16 x 27   | 17.2                           | 10.9                           | 4.9                            | 6.2                            | 7.8                            | 49               | 32                | 12.1                     | PEG227HKL4320ME4 |
| 25            | 18                     | 4,600             | KP         | 16 x 35   | 19.3                           | 12.2                           | 5.5                            | 7.4                            | 9.3                            | 35               | 23                | 9.6                      | PEG227HKL4460ME4 |
| 25            | 18                     | 4,300             | LL         | 18 x 27   | 19.4                           | 12.3                           | 5.5                            | 7                              | 8.9                            | 37               | 24                | 10.4                     | PEG227HLL4430QE4 |
| 25            | 18                     | 6,200             | LP         | 18 x 35   | 21.6                           | 13.6                           | 6.1                            | 8.3                            | 10.5                           | 27               | 18                | 8.4                      | PEG227HLP4620QE4 |
| 25            | 18                     | 7,100             | LQ         | 18 x 39   | 22.2                           | 14.1                           | 6.3                            | 8.8                            | 11.1                           | 24               | 16                | 7.9                      | PEG227HLQ4710QE4 |
| 25            | 18                     | 5,600             | ML         | 20 x 27   | 23.1                           | 14.6                           | 6.5                            | 7.6                            | 9.6                            | 30               | 20                | 9.8                      | PEG227HML4560QE4 |
| 25            | 18                     | 8,100             | MP         | 20 x 35   | 25.7                           | 16.2                           | 7.3                            | 9                              | 11.4                           | 22               | 15                | 7.9                      | PEG227HMP4810QE4 |
| 25            | 18                     | 10,500            | MS         | 20 x 43   | 27.1                           | 17.1                           | 7.7                            | 9.9                            | 12.5                           | 18               | 13                | 7.1                      | PEG227HMS5100QE4 |
| 40            | 32                     | 1,500             | KL         | 16 x 27   | 16.8                           | 10.6                           | 4.8                            | 6                              | 7.6                            | 67               | 32                | 12.6                     | PEG227MKL4150ME4 |
| 40            | 32                     | 2,200             | KP         | 16 x 35   | 19                             | 12                             | 5.4                            | 7.2                            | 9.1                            | 47               | 23                | 9.9                      | PEG227MKP4220ME4 |
| 40            | 32                     | 2,100             | LL         | 18 x 27   | 19                             | 12                             | 5.4                            | 6.9                            | 8.7                            | 49               | 24                | 10.8                     | PEG227KLL4210QE4 |
| 40            | 32                     | 3,000             | LP         | 18 x 35   | 21.2                           | 13.4                           | 6                              | 8.2                            | 10.4                           | 35               | 18                | 8.7                      | PEG227KLP4300QE4 |
| 40            | 32                     | 3,500             | LQ         | 18 x 39   | 22                             | 13.9                           | 6.2                            | 8.7                            | 11                             | 31               | 16                | 8.1                      | PEG227KLQ4350QE4 |
| 40            | 32                     | 2,700             | ML         | 20 x 27   | 22.7                           | 14.4                           | 6.4                            | 7.4                            | 9.4                            | 40               | 20                | 10.1                     | PEG227KML4270QE4 |
| 40            | 32                     | 4,200             | MP         | 20 x 35   | 25.5                           | 16.1                           | 7.2                            | 9                              | 11.4                           | 27               | 14                | 8                        | PEG227KMP4420QE4 |
| 40            | 32                     | 5,200             | MS         | 20 x 43   | 26.7                           | 16.9                           | 7.6                            | 9.8                            | 12.4                           | 23               | 13                | 7.3                      | PEG227KMS4520QE4 |
| 63            | 54                     | 780               | KL         | 16 x 27   | 12.9                           | 8.2                            | 3.7                            | 4.6                            | 5.9                            | 107              | 45                | 21.3                     | PEG227MKL3780QE4 |
| 63            | 54                     | 1,100             | KP         | 16 x 35   | 14.9                           | 9.4                            | 4.2                            | 5.7                            | 7.2                            | 76               | 32                | 16                       | PEG227MKP4110QE4 |
| 63            | 54                     | 1,100             | LL         | 18 x 27   | 15.2                           | 9.6                            | 4.3                            | 5.5                            | 6.9                            | 77               | 33                | 16.9                     | PEG227MLL4110QE4 |
| 63            | 54                     | 1,600             | LP         | 18 x 35   | 17.3                           | 11                             | 4.9                            | 6.7                            | 8.5                            | 55               | 24                | 13                       | PEG227MLP4160QE4 |
| 63            | 54                     | 1,900             | LQ         | 18 x 39   | 18.2                           | 11.5                           | 5.1                            | 7.2                            | 9.1                            | 47               | 21                | 11.8                     | PEG227MLQ4190QE4 |
| 63            | 54                     | 1,500             | ML         | 20 x 27   | 18.8                           | 11.9                           | 5.3                            | 6.1                            | 7.8                            | 60               | 27                | 14.8                     | PEG227MML4150QE4 |
| 63            | 54                     | 2,100             | MP         | 20 x 35   | 21.3                           | 13.5                           | 6                              | 7.5                            | 9.5                            | 43               | 20                | 11.5                     | PEG227MMP4210QE4 |
| 63            | 54                     | 2,800             | MS         | 20 x 43   | 23.4                           | 14.8                           | 6.6                            | 8.5                            | 10.7                           | 34               | 16                | 9.8                      | PEG227MMS4280QE4 |
| 80            | 63                     | 520               | KL         | 16 x 27   | 12.2                           | 7.7                            | 3.5                            | 4.5                            | 5.6                            | 150              | 62                | 24.0                     | PEG227MKL3520QE4 |
| 80            | 63                     | 750               | KP         | 16 x 35   | 14.1                           | 8.9                            | 4.0                            | 5.5                            | 6.8                            | 105              | 44                | 17.9                     | PEG227NKP3750QE4 |
| 80            | 63                     | 750               | LL         | 18 x 27   | 14.5                           | 9.1                            | 4.1                            | 5.5                            | 6.8                            | 106              | 45                | 18.7                     | PEG227NLL3750QE4 |
| 80            | 63                     | 1,100             | LP         | 18 x 35   | 16.6                           | 10.5                           | 4.7                            | 6.6                            | 8.2                            | 74               | 32                | 14.2                     | PEG227NLP4110QE4 |
| 80            | 63                     | 1,200             | LQ         | 18 x 39   | 17.4                           | 11.0                           | 4.9                            | 7.0                            | 8.7                            | 67               | 28                | 12.9                     | PEG227NLQ4120QE4 |
| 80            | 63                     | 990               | ML         | 20 x 27   | 17.9                           | 11.3                           | 5.1                            | 6.2                            | 7.7                            | 82               | 36                | 16.2                     | PEG227NML3990QE4 |
| 80            | 63                     | 1,400             | MP         | 20 x 35   | 20.4                           | 12.9                           | 5.8                            | 7.5                            | 9.3                            | 59               | 26                | 12.5                     | PEG227NMP4140QE4 |
| 80            | 63                     | 1,800             | MS         | 20 x 43   | 22.2                           | 14.0                           | 6.3                            | 8.3                            | 10.3                           | 46               | 21                | 10.6                     | PEG227NMS4180QE4 |
| 100           | 83                     | 300               | KL         | 16 x 27   | 10.9                           | 6.9                            | 3.1                            | 3.8                            | 4.8                            | 257              | 118               | 29.6                     | PEG227PKL3300QE4 |
| 100           | 83                     | 430               | KP         | 16 x 35   | 12.7                           | 8.1                            | 3.6                            | 4.8                            | 6.1                            | 180              | 83                | 21.7                     | PEG227PKP3430QE4 |
| 100           | 83                     | 430               | LL         | 18 x 27   | 13.1                           | 8.3                            | 3.7                            | 4.6                            | 5.8                            | 181              | 84                | 22.5                     | PEG227PLL3430QE4 |
| 100           | 83                     | 620               | LP         | 18 x 35   | 15.2                           | 9.6                            | 4.3                            | 5.7                            | 7.2                            | 126              | 59                | 16.8                     | PEG227PLP3620QE4 |
| 100           | 83                     | 720               | LQ         | 18 x 39   | 15.9                           | 10.2                           | 4.5                            | 6.0                            | 7.6                            | 110              | 52                | 15.1                     | PEG227PLQ3720QE4 |
| 100           | 83                     | 560               | ML         | 20 x 27   | 16.4                           | 10.4                           | 4.7                            | 5.3                            | 6.7                            | 140              | 66                | 19.1                     | PEG227PML3560QE4 |
| 100           | 83                     | 820               | MP         | 20 x 35   | 18.9                           | 12.0                           | 5.4                            | 6.5                            | 8.3                            | 98               | 47                | 14.4                     | PEG227PMP3820QE4 |
| 100           | 83                     | 1000              | MS         | 20 x 43   | 20.5                           | 13.1                           | 5.8                            | 7.5                            | 9.4                            | 78               | 37                | 12.2                     | PEG227PMS4100QE4 |
| Rated Voltage | De-Rated Voltage 150°C | Rated Capacitance | Size Code  | Case Size | Ripple Current                 |                                |                                |                                |                                | ESR              |                   |                          | Part Number      |


<sup>1</sup> Capacitor-mounted with low thermal resistance path (heat-sink).

<sup>2</sup> Valid for capacitor supplied with reduced DC voltage, capacitor-mounted with low thermal resistance path.

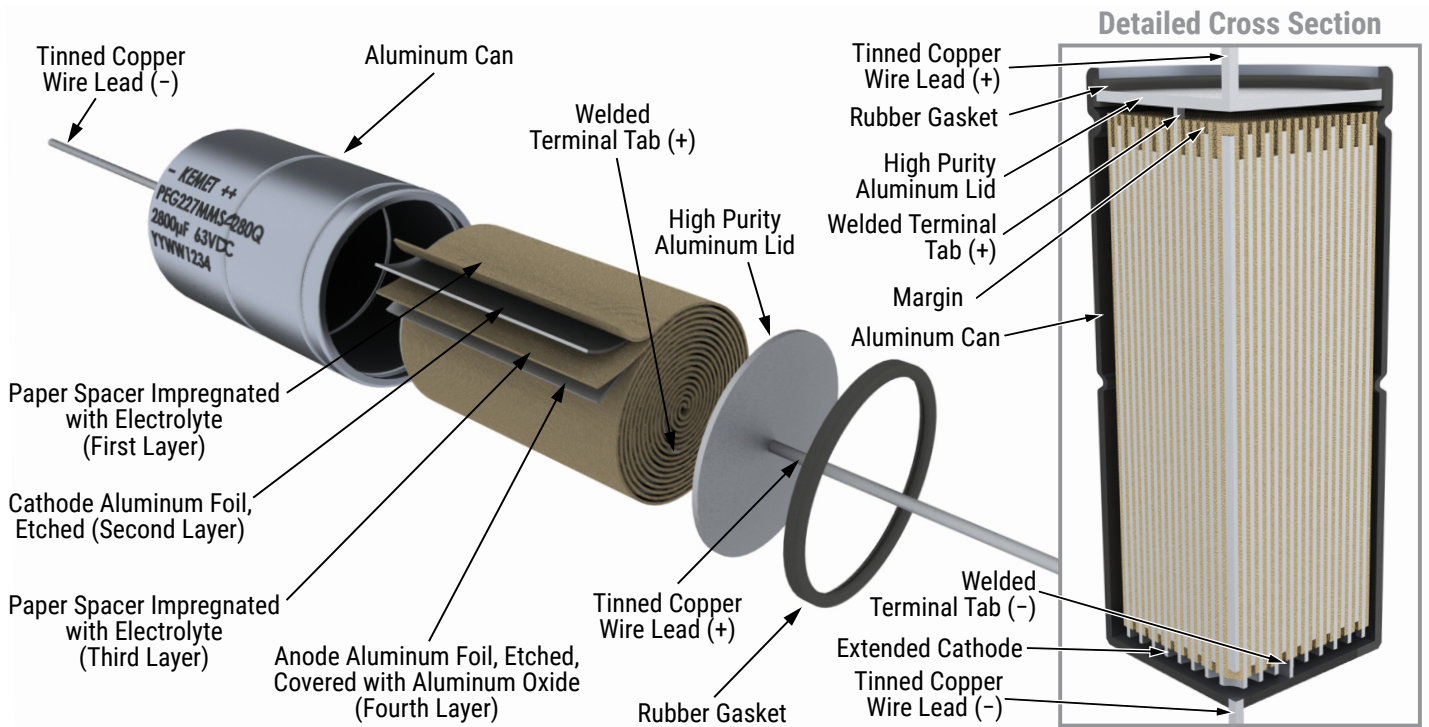
<sup>3</sup> Continuous operation at Natural Convection (D20 & D18, 4,000h; D16, 3000h)

<sup>4</sup> Valid for capacitor supplied with reduced DC voltage. Continuous operation at Natural Convection. Reduced life (D20 & D18, 2000h; D16, 1500h)

## Marking



## Construction



## Construction Data

The manufacturing process begins with the anode foil being electrochemically etched to increase the surface area and then “formed” to produce the aluminum oxide layer. Both the anode and cathode foils are then interleaved with absorbent paper and wound into a cylinder. During the winding process, aluminum tabs are attached to each foil to provide the electrical contact.

The winding is assembled to the capacitor Al-can and to the Al-lid. The can is filled with electrolyte and the winding is impregnated during a vacuum treatment. The capacitor is sealed. Throughout the process, all materials inside the housing must be maintained at the highest purity and be compatible with the electrolyte.

Each capacitor is aged and tested before being packed. The purpose of aging is to repair any damage in the oxide layer and thus reduce the leakage current to a very low level. Aging is carried out at elevated temperature and is accomplished by applying voltage to the device while carefully controlling the supply current. The process takes between 2 and 20 hours, depending on voltage rating.

Damage to the oxide layer can occur due to a variety of reasons:

- Slitting of the anode foil after forming
- Attaching the tabs to the anode foil
- Minor mechanical damage caused during winding

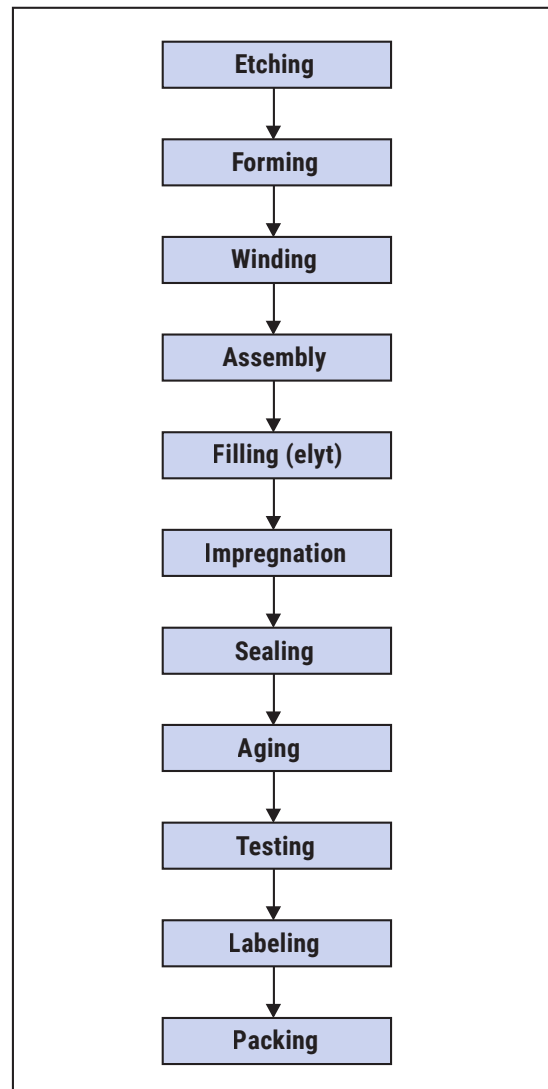
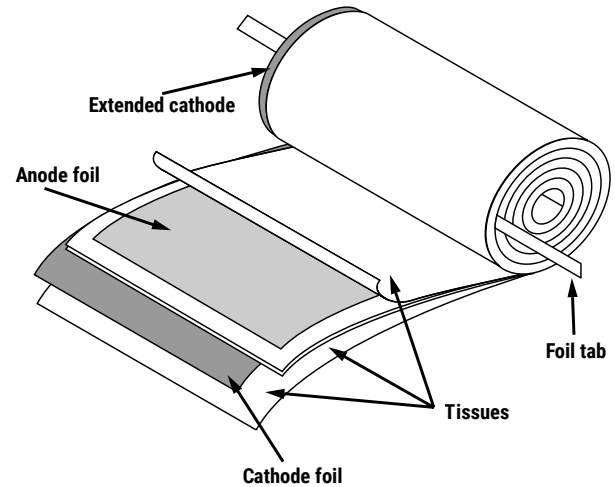
The following tests are applied for each individual capacitor.

Electrical:

- Leakage current
- Capacitance
- ESR
- Tan Delta

Mechanical/Visual:

- Pull strength test of wire terminals
- Print detail
- Box labels
- Packaging, including packed quantity



## KEMET Electronics Corporation Sales Offices

For a complete list of our global sales offices, please visit <https://www.yageogroup.com/SalesResources/SalesOffices>

---

### Disclaimer

YAGEO Corporation and its affiliates do not recommend the use of commercial or automotive grade products for high reliability applications or manned space flight.

All product specifications, statements, information and data (collectively, the "Information") in this datasheet are subject to change. The customer is responsible for checking and verifying the extent to which the Information contained in this publication is applicable to an order at the time the order is placed. All Information given herein is believed to be accurate and reliable, but it is presented without guarantee, warranty, or responsibility of any kind, expressed or implied.

Statements of suitability for certain applications are based on KEMET Electronics Corporation's ("KEMET") knowledge of typical operating conditions for such applications, but are not intended to constitute – and KEMET specifically disclaims – any warranty concerning suitability for a specific customer application or use. The Information is intended for use only by customers who have the requisite experience and capability to determine the correct products for their application. Any technical advice inferred from this Information or otherwise provided by KEMET with reference to the use of KEMET's products is given gratis, and KEMET assumes no obligation or liability for the advice given or results obtained.

Although KEMET designs and manufactures its products to the most stringent quality and safety standards, given the current state of the art, isolated component failures may still occur. Accordingly, customer applications which require a high degree of reliability or safety should employ suitable designs or other safeguards (such as installation of protective circuitry or redundancies) in order to ensure that the failure of an electrical component does not result in a risk of personal injury or property damage.

Although all product-related warnings, cautions and notes must be observed, the customer should not assume that all safety measures are indicated or that other measures may not be required.

KEMET requires its products to be packaged and shipped on pallets. This is because KEMET's products are specifically designed to be packed onto pallets during shipment. If for any reason, the products are removed from pallets by the shipping party and shipped to the end customer, then additional external protection is required. In this instance, an external box with two carton layers and an upwards orientation sticker must be used by the shipping party, with the empty space filled with filling material, and afterwards sealing the box. If this packing and packaging guideline is not followed by the shipping party, the shipping party, and not KEMET, will be held responsible for any packaging, packing and/or product damages upon delivery of the products to the end customer. KEMET hereby disclaims any liability for damages to the products or otherwise that have been, or threaten to be, inflicted, result from or are in any way related to the packaging, packing or damage by the shipping party in contravention of the packing and packaging guidelines herein.

*KEMET is a registered trademark of KEMET Electronics Corporation.*