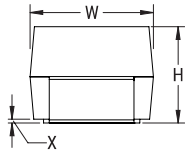
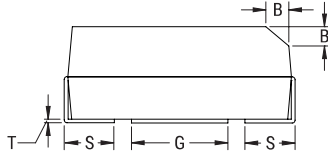


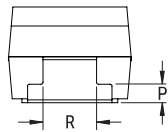
CATHODE (-) END VIEW



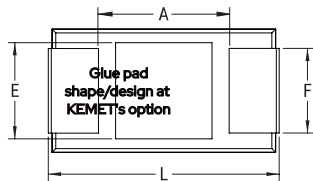
SIDE VIEW



ANODE (+) END VIEW



BOTTOM VIEW



Click [here](#) for the 3D model.

General Information

Series	T493 HRA
Dielectric	MnO2 Tantalum
Style	SMD Chip
Description	SMD, MnO2, Molded, High Reliability
Features	High Reliability
RoHS	No
Prop 65	WARNING: Cancer and reproductive harm - https://www.p65warnings.ca.gov/
SCIP Number	1dd2e1b8-26dd-4d52-927c-6f9d519011aa
Termination	Tin Lead (SnPb)
Typical Component Weight	102.3 mg
Notes	P and R dimensions represents the minimum solderable area of the termination surface entirely below cutout (if one is present).

Dimensions

L	3.5mm +/-0.2mm
W	2.8mm +/-0.2mm
H	1.9mm +/-0.2mm
T	0.13mm REF
S	0.8mm +/-0.3mm
F	2.2mm +/-0.1mm
A	1.9mm MIN
B	0.4mm +/-0.15mm
E	2.2mm REF
G	1.8mm REF
P	0.35mm MIN
R	1mm REF
X	0.1mm +/-0.1mm REF

Specifications

Capacitance	0.47 uF
Tolerance	10%
Voltage DC	50 VDC (85C), 33.5 VDC (125C)
Temperature Range	-55/+125°C
Rated Temperature	85°C
Dissipation Factor	4% 120Hz 25C
Failure Rate	B (0.1%/1000 Hrs)
ESR	9 Ohms (100kHz 25C)
Ripple Current	91 mA (rms, 100kHz 25C)
Leakage Current	0.5 uA (5min 25°C)
Testing and Reliability	10 Cycles Surge Current Testing At -55C +/-5C And +85C +/-5C Before Weibull

Packaging Specifications

Packaging	T&R, 178mm
Packaging Quantity	2000

Statements of suitability for certain applications are based on our knowledge of typical operating conditions for such applications, but are not intended to constitute - and we specifically disclaim - any warranty concerning suitability for a specific customer application or use. This Information is intended for use only by customers who have the requisite experience and capability to determine the correct products for their application. Any technical advice inferred from this Information or otherwise provided by us with reference to the use of our products is given gratis, and we assume no obligation or liability for the advice given or results obtained.